



ACCURATE. INSTANT. CUSTOMIZED.

Welcome to a better way to benchmark retirement plan fees



PLANFEES

retirement plan fee transparency and clarity

For institutional and advisor/rep use only. Not for further distribution.



Why **Benchmarking Matters**

ERISA 408(b)(2) Regulations

Fiduciaries are required to receive fee disclosures from service providers and then determine if said fees are reasonable. The DOL does not explicitly define “reasonable,” but best-practices dictate that plans should benchmark their fees annually and gather live bids from alternative providers every three to five years.

When fee benchmarking with fee averages you need to be comprehensive, measurable and the process needs to be documented with the care and skill.



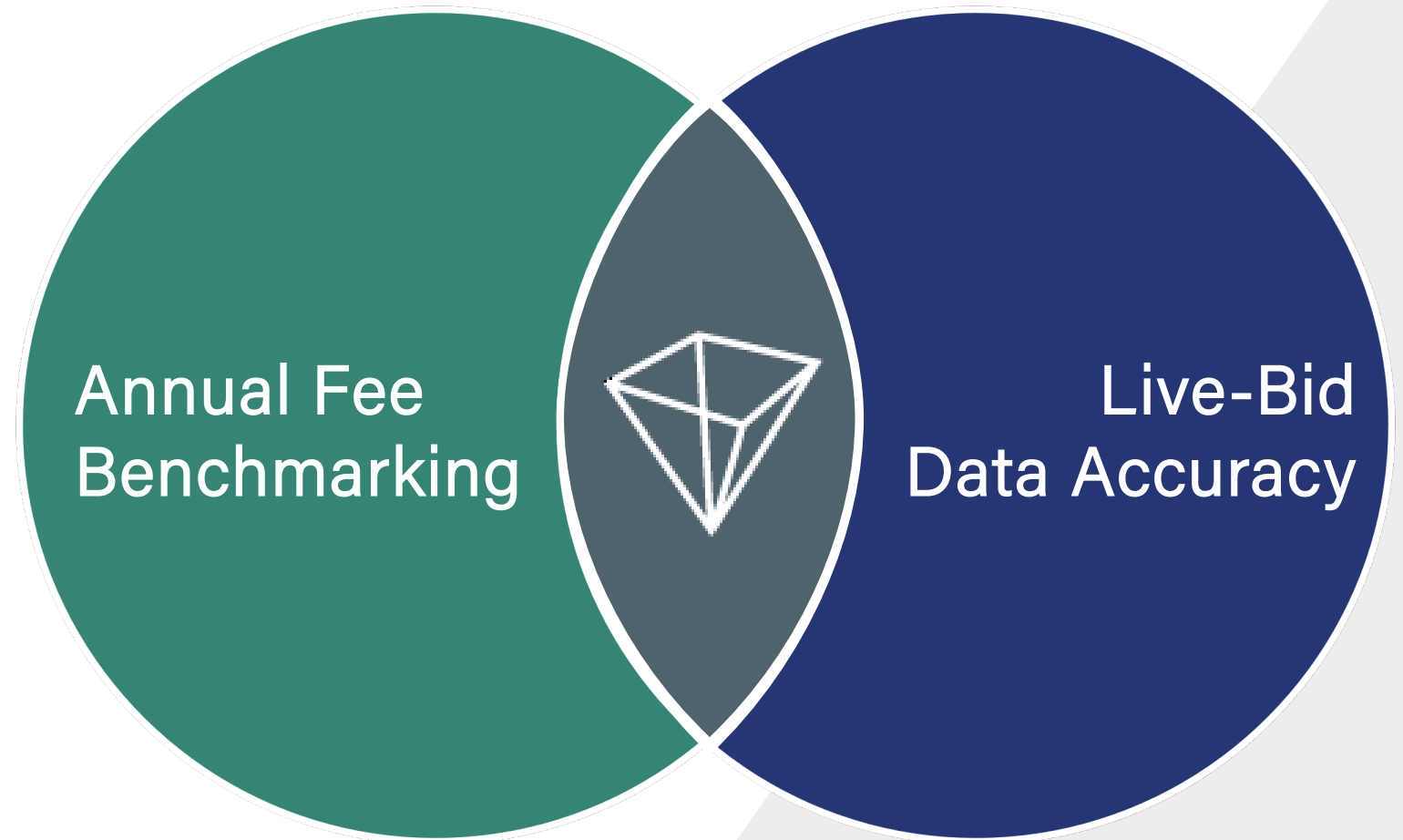


Best of **Both** Worlds

When it comes to delivering an annual fee benchmarking report or a quick conversation starter, most simple benchmarking reports are either inaccurate or take too long to produce.

Advisors are often left scrambling to provide clients with a meaningful and accurate fee benchmarking.

PlanFees fills that gap by giving advisors an accurate, instant and customized process that combines the functionality of an easy benchmarking tool with the data from the industry's leading live-bid proposal system.



Unprecedented Accuracy

We only use data derived from live-bids and direct data feeds from top service providers, and our innovative OCR tech ensures plan data is accurate.

Instant Access

Break away from your desk with our innovative web and mobile-app experience. Get reports to clients and prospects in less than one minute.

Customized Benchmarks

Craft the perfect benchmark based on a plan's assets and demographics.



Simplifying the Complex World of Retirement Plan Fees

Our mission is to bring retirement plan fee transparency and clarity to plan sponsors. By only integrating with the highest quality partners and utilizing cutting-edge technology, such as optical character recognition, we provide unparalleled accuracy in our data. The seamless web portal and mobile experience allows retirement plan advisors and their clients to make better business decisions and reveal areas of fiduciary concern.



Ready for an efficient and seamless fee benchmarking experience?

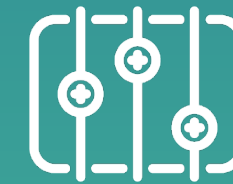
Using only verified data from live-bid pricing proposals from the industry's leading service providers, our Prism™ benchmark universe provides a more accurate and realistic fee benchmark. We take our massive database and give you a streamlined experience so you can create reports with just a few clicks and spend more time with your customers.



**Verified and accurate
retirement plan pricing data**



**Efficient data integration
through SSO and OCR**



**Customize benchmarks
on the fly**



**Deliver visually engaging
reports via mobile app**

DELIVER REPORTS. ANYTIME. ANYWHERE.

Whether it's through our easy to use web portal, mobile app, or SSO integrations with top advisory platforms, you can deliver actionable insights with a just a few click of the mouse or taps on the screen of your mobile device.



Accurate

Shed light on the various components that make up a retirement plans total cost; investment, recordkeeping, administration and advisory fees.

Instant

Create detailed benchmarking reports in under two minutes. Send a PDF or show your prospect the results directly on the mobile app.

Customized

Tailor the perfect benchmark based on a plan's assets and demographics, plan type, whether bundled or unbundled.

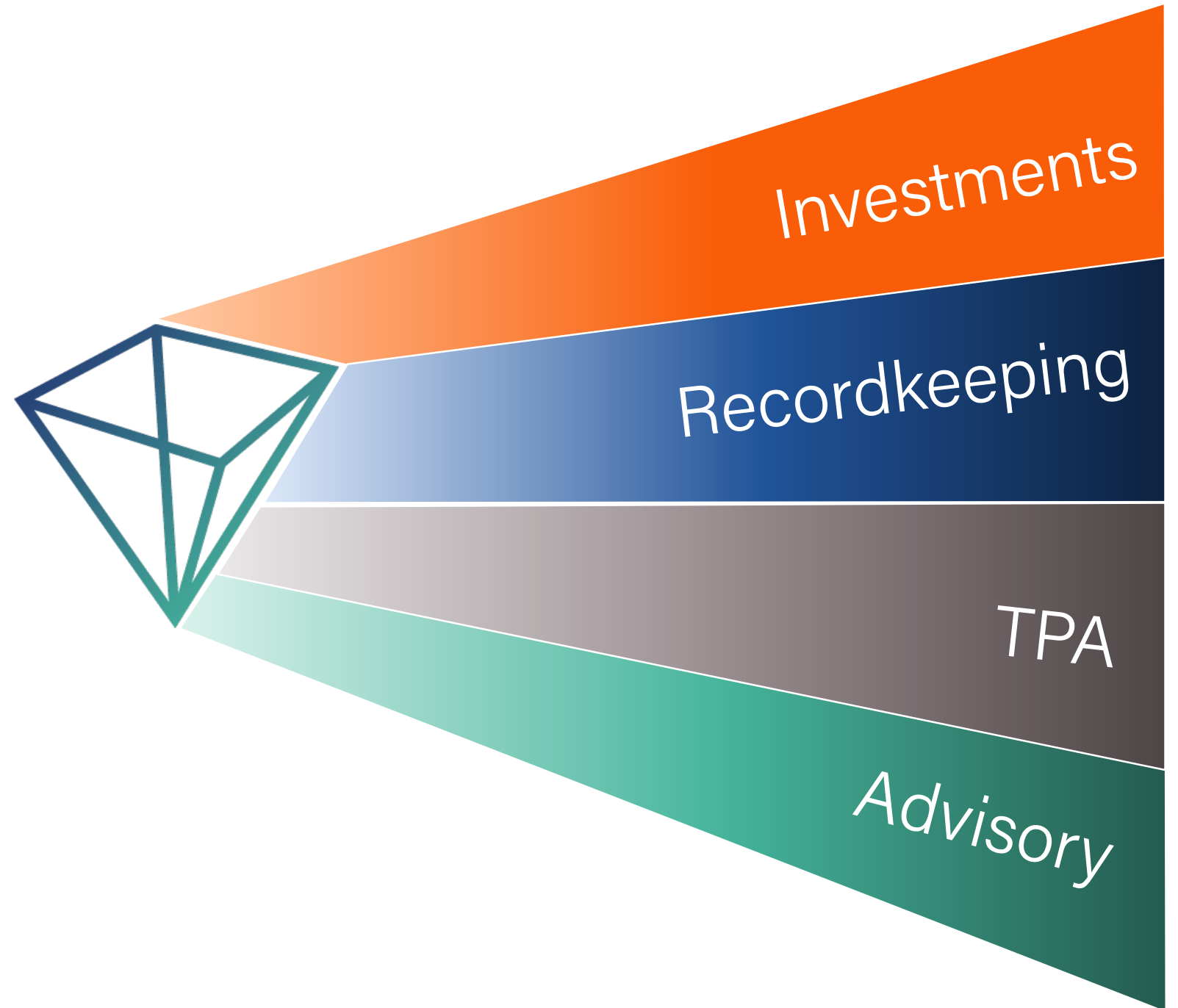


THE PRISM™

A prism is used to break light up into its component colors. The PlanFees Prism™ Benchmarking report acts as a “prism” for a retirement plan.

Our benchmarking process takes a retirement plan’s total plan cost and breaks it up into its component parts, shedding light on areas of concern.

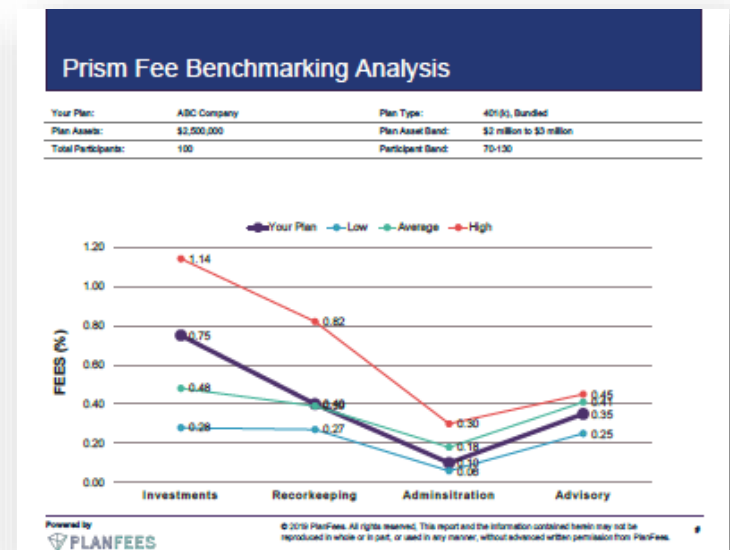

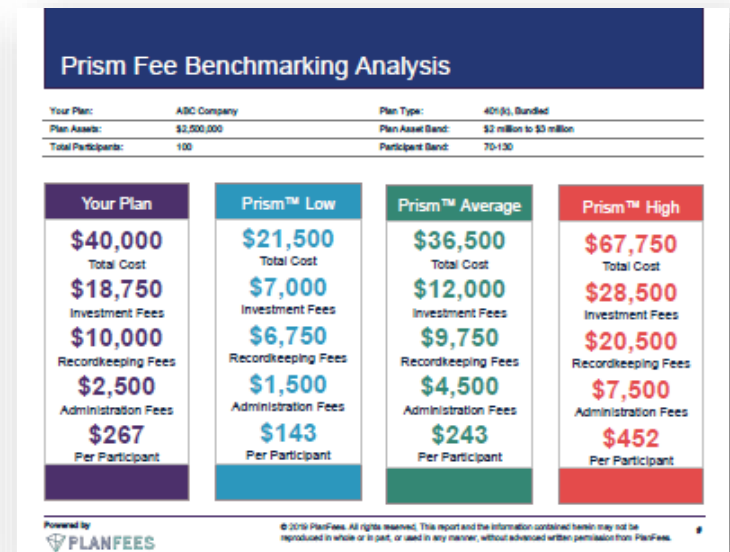
We breakdown the four main components of a retirement plan’s total fees; investment fees, recordkeeping fees, TPA/administrative fees and advisory/consulting fees.





THE REPORT

- Prism™ Benchmarking Report
- Easy to present, easy to understand
- Show breakdown of investment, recordkeeping, TPA and advisory fees through multiple charts and tables
- Output customized to your needs





THANK YOU!



© 2019 PlanFees. All rights reserved. This report and the information contained herein may not be reproduced in whole or in part, or used in any manner, without advanced written permission from PlanFees.

For institutional and advisor/rep use only. Not for further distribution.